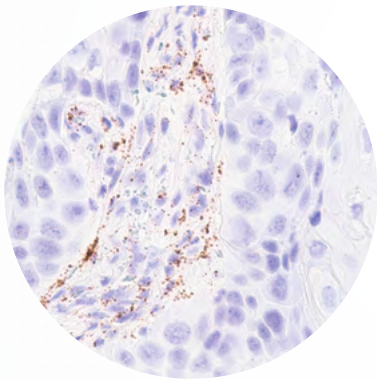


The Pathology Company

Leica

BIO SYSTEMS



ACD

Advanced Cell Diagnostics

Leica Biosystems' BOND RX System & ACD Automated RNAscope[®] Assay

FULLY INTEGRATED RNA ISH SOLUTION

ACD Automated RNAscope® Assay

HIGHLY SPECIFIC

Signal amplification using double Z probe strategy coupled with simultaneous background suppression strategy ensures target-specific binding

SENSITIVE & QUANTITATIVE

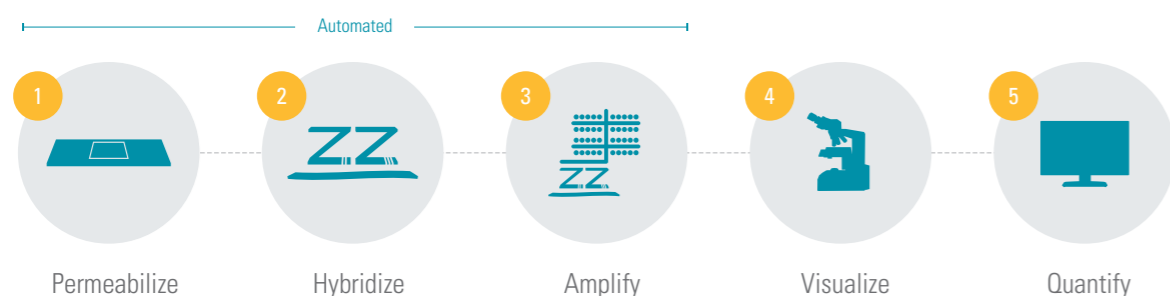
Single RNA molecule detection at single cell resolution

MORPHOLOGICAL CONTEXT

Cell specific expression information in intact tissue architecture

UNIVERSAL

For virtually any gene, any species, any tissue



LEICA Biosystems' BOND RX System

AUTOMATE YOUR RESEARCH

91% agree that BOND RX has the best level of research automation*

SAVE TIME

Join the researchers saving over 20 hours/week*

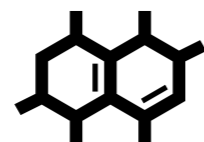

QUALITY AND CONSISTENCY

BOND RX fully automated advanced staining system makes consistent staining easier and faster

FOCUS ON THE SCIENCE

"The BOND RX allows our lab to focus on the biology behind our results instead of spending hours in the lab to get the results"

Research Lab Manager, Large Enterprise Pharmaceuticals Company



*Independent laboratory survey 8/2014: www.techvalidate.com/tvid/295-BD2-79C and www.techvalidate.com/tvid/669-A96-B75

Fully integrated RNA ISH solution with world-class support



"RNAscope® assay on BOND RX works beautifully. The support is everything you could possibly want. I highly recommend this combination. Gone are the days when ISH took several days to complete one run!"

Kathy Mink, Scientist II
ZymoGenetics, a Bristol-Myers Squibb Company



WALKAWAY HIGH-THROUGHPUT AUTOMATION

30 slides in a single 9-hour run with just 15 minute set up time

HIGH REPRODUCIBILITY

Achieve run-to-run and operator-to-operator consistency

EXPERIENCE PREMIER SUPPORT ACROSS THE COMPLETE SYSTEM

Integrated support approach ensures optimal success

AVAILABLE FROM LEICA BIOSYSTEMS | LEICABIOSYSTEMS.COM

CAT #	Product Name and Description	Quantity
OPT9049	BOND Titration Kit	10 containers, 50 inserts
OP79193	BOND Open Containers (7 mL)	10 pack
OP309700	BOND Open Containers (30 mL)	10 pack
S21.4611	BOND Universal Covertiles™	160 pack
AR9961 & AR9640	BOND Epitope Retrieval Solution 1 & 2	1L (RTU) each
S21.1971	BOND Mixing Stations	5 pack
AR9222	BOND Dewax Solution	1L (RTU)
AR9590	BOND Wash Solution (10x concentrate)	1L
DS9800	BOND Polymer Refine Detection	1 kit
DS9390	BOND Polymer Refine Red Detection	1 kit
CS9100	BOND Aspirating Probe Cleaning System	1 system, 15 cleans

AVAILABLE FROM ADVANCED CELL DIAGNOSTICS | ACDBIO.COM

CAT #	Product Name and Description
321100	RNAscope® LS Reagent Kit-BROWN, for 60 slides Pretreatment Kit, a Detection Kit, and Wash Buffer
321130	RNAscope® LS Reagent Kit-RED, for 60 slides Pretreatment Kit, a Detection Kit, and Wash Buffer
321110	RNAscope® LS Control Probes Pack, for 90 slides total Three probe pools, each for use with 30 slides: DapB negative control, human positive control, and mouse positive control
312037	RNAscope® LS Negative Control Probe, DapB, for 30 slides
312027, 313907, 310457	RNAscope® LS Positive Control Probe for Human, for 30 slides Hs-UBC 312027, Hs-PPIB 313907 and Hs-POLR2A 310457
310777, 313917, 312477	RNAscope® LS Positive Control Probe for Mouse, for 30 slides Mm-Ubc 310777, Mm-Ppib 313917 and Mm-Polr2a 312477
310045	RNAscope® Control Slides—Human HeLa Cell Pellet, 4 slides
310023	RNAscope® Control Slides—Mouse 3T3 Cell Pellet, 4 slides

LEICA BIOSYSTEMS

Leica Biosystems is a global leader in workflow solutions and automation, striving to advance cancer diagnostics to improve patients' lives. Leica Biosystems provides anatomic pathology laboratories and researchers a comprehensive product range for each step in the pathology process, from sample preparation and staining to imaging and reporting. Leica Biosystems' easy-to-use and consistently reliable offerings help improve workflow efficiency and diagnostic confidence. The company is represented in over 100 countries and is headquartered in Nussloch, Germany.

Leica Biosystems – an international company with a strong network of worldwide customer services.

For detailed contact information on your nearest sales office or distributor please visit our website: LeicaBiosystems.com



Cover image (top) IGF2 expression in human esophagus FFPE tissue using RNAscope® LS Kit-BROWN and Leica Biosystems' BOND RX System.

(bottom) Ppib expression in mouse liver FFPE tissue using RNAscope® LS Kit-RED and Leica Biosystems' BOND RX System.

95.13243 Rev A - 02/2015 - Copyright © by Leica Biosystems Melbourne Pty Ltd, Melbourne, Australia, 2015. LEICA and the Leica Logo are registered trademarks of Leica Microsystems IR GmbH.

For Research Use Only. Not for diagnostic use.

Refer to appropriate regulations. RNAscope® is a registered trademarks or trademarks of Advanced Cell Diagnostics, Inc. in the United States or other countries. All rights reserved. ©2015 Advanced Cell Diagnostics, Inc.